



## BHS BULKHEAD

8-36 watt LED area luminaire  
IP65 | 120° Beam Angle | Surface & Wall Mount

### Application

A solution for commercial, industrial, retail, educational, and Hospitality areas.

### Features

- Rated Voltage: AC100-265V , 50/60Hz
- CCT: 3000K-4000K-6000K
- Power Factor:  $\geq 0.95$
- LED Type: SMD 2835
- $> UGR19$
- SDCM  $< 4$
- Electrical Class I
- Driver Type: Tridonic/Vossloh Schwabe/Meanwell
- Cable entry: Back
- L&B Rating: L80 B10 @50 000hrs
- Lifespan: 50 000hrs

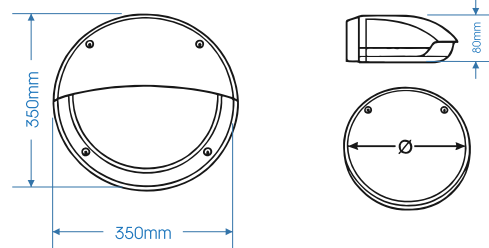
### Design Specifications

- Aluminium Housing Body.
- Poly Methyl Methacrylate (PMMA) Lens Diffuser.
- White/ Black/ Silver Housing Colour
- Optional mounting.
- Microwave sensor Option.
- Flicker Free.
- 2.5 KV Surge Protection

### Performance

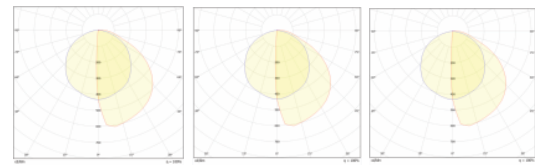


### Dimensions

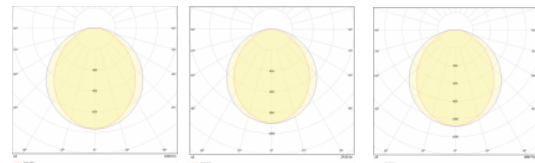


### Photometric Data

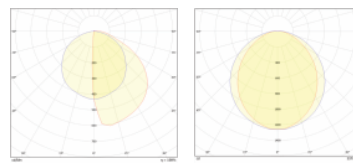
Round Eyelid 8W - 100lm/W      Round Eyelid 12W - 100lm/W      Round Eyelid 16W - 100lm/W



Dome 16W - 120lm/W      Dome 20W - 120lm/W      Dome 24W - 120lm/W



Round Eyelid 20W - 100lm/W      Dome 28W - 120lm/W



## BHS BULKHEAD - A

8-36 watt LED area luminaire  
IP65 | 120° Beam Angle | Surface & Wall Mount



### Technical Specifications

Model No.	Dimensions (mm)	Power	Lumen lm/W	CCT (K)	CRI	Beam Angle	UGR	SDCM
BHS-A-01	Φ145*65	8W	120	4000K	>80	120°	19	<4
BHS-A-02	Φ220*65	12W	120	4000K	>80	120°	19	<4
BHS-A-03	Φ220*80	16W	120	4000K	>80	120°	19	<4
BHS-A-04	Φ270*80	20W	120	4000K	>80	120°	19	<4
BHS-A-05	Φ350*80	36W	120	4000K	>80	120°	19	<4

## BHS BULKHEAD - B

8-36 watt LED area luminaire  
IP65 | 120° Beam Angle | Surface & Wall Mount



### Technical Specifications

Model No.	Dimensions (mm)	Power	Lumen lm/W	CCT (K)	CRI	Beam Angle	UGR	SDCM
BHS-B-01	Φ145*65	8W	120	4000K	>80	120°	19	<4
BHS-B-02	Φ220*65	12W	120	4000K	>80	120°	19	<4
BHS-B-03	Φ220*80	16W	120	4000K	>80	120°	19	<4
BHS-B-04	Φ270*80	20W	120	4000K	>80	120°	19	<4
BHS-B-05	Φ350*80	36W	120	4000K	>80	120°	19	<4

## BHS BULKHEAD - C

8-36 watt LED area luminaire  
IP65 | 120° Beam Angle | Surface & Wall Mount



### Technical Specifications

Model No.	Dimensions (mm)	Power	Lumen lm/W	CCT (K)	CRI	Beam Angle	UGR	SDCM
BHS-C-01	Φ145*65	8W	120	4000K	>80	120°	19	<4
BHS-C-02	Φ220*65	12W	120	4000K	>80	120°	19	<4
BHS-C-03	Φ220*80	16W	120	4000K	>80	120°	19	<4
BHS-C-04	Φ270*80	20W	120	4000K	>80	120°	19	<4
BHS-C-05	Φ350*80	36W	120	4000K	>80	120°	19	<4

## BHS BULKHEAD



### Certifications



### Optional Features

- DALI Dimmable Options.
- Microwave Sensor Options.
- Emergency options are available on request.



Unit 21 & 22, Brentwood Office Park,  
Brentwood Park AH, Benoni.  
info@lambdalumen.com  
Tel: +27 10 500 9150