



LED BULBS

6-20 watt LED area luminaire
IP20 | 120° Beam Angle | Lamp Base Mount

Application

A solution for residential, commercial, retail, Industrial, Education and Hospitality areas.

Features

- Rated Voltage: AC110-265V , 50/60Hz
- Luminaire Efficacy: 110-130lm/W
- CCT: 3000k-4000k-6000k
- Power Factor: ≥ 0.9
- LED Type: SMD 2835
- \gt UGR19
- SDCM $\lt 3$
- Electrical Class 1
- Colour Rendering: $\gt 80$
- L&B Rating L80 B10 50 000hrs
- Lifespan: 50 000hrs

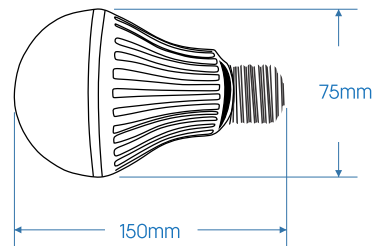
Design Specifications

- Housing Body: Aluminium.
- Lens Diffuser: Polycarbonate.
- Housing Colour: White/Silver/Gold
- Lamp Base: E27
- Flicker Free.

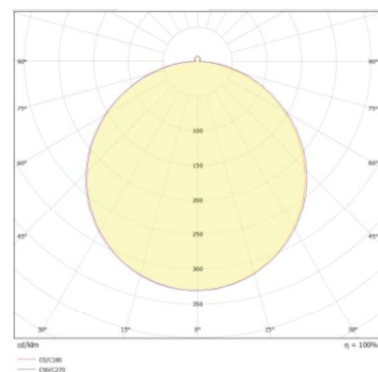
Performance



Dimensions



Photometric Data



120°

LED BULBS

6-20 watt LED area luminaire
IP20 | 120° Beam Angle | Lamp Base Mount

Technical Specifications



Model No.	Dimensions (mm)	Power	Lumen lm/W	CCT (K)	CRI	Beam Angle	UGR	SDCM
LEB-A-01	Ø62*125	12W	130	4000K	>80	120°	19	<3
LEB-A-02	Ø70*136	16W	130	4000K	>80	120°	19	<3
LEB-A-03	Ø70*136	24W	130	4000K	>80	120°	19	<3
LEB-A-04	Ø75*150	27W	130	4000K	>80	120°	19	<3
LEB-A-05	Ø75*150	30W	130	4000K	>80	120°	19	<3
LEB-A-06	Ø75*150	36W	130	4000K	>80	120°	19	<3



Model No.	Dimensions (mm)	Power	Lumen lm/W	CCT (K)	CRI	Beam Angle	UGR	SDCM
LEB-B-01	Ø62*125	12W	130	4000K	>80	120°	19	<3
LEB-B-02	Ø70*136	16W	130	4000K	>80	120°	19	<3
LEB-B-03	Ø70*136	24W	130	4000K	>80	120°	19	<3
LEB-B-04	Ø75*150	27W	130	4000K	>80	120°	19	<3
LEB-B-05	Ø 75*150	30W	130	4000K	>80	120°	19	<3
LEB-B-06	Ø 90*150	36W	130	4000K	>80	120°	19	<3



Model No.	Dimensions (mm)	Power	Lumen lm/W	CCT (K)	CRI	Beam Angle	UGR	SDCM
LEB-C-01	Ø 90*150	20W	130	4000K	>80	120°	19	<3

LED BULBS




Certifications



Optional Features

- Dimmable Options.
- Sensor Options.
- Emergency options are available on request.



Unit 21 & 22, Brentwood Office Park,
Brentwood Park AH, Benoni.
info@lambdalumen.com
Tel: +27 10 500 9150